

Manx Electric Railway

If you want to explore the north of the Island, do so in Victorian style by taking a charming electric tramcar. The 17 1/2 mile route from Douglas to Ramsey hugs the Island's east coast, passing through gorse topped hills, glorious Victorian glens and spectacular coastal scenery.



North by Electric

OPERATING DATES: 18 MARCH - 30 OCTOBER 2016

Snaefell Mountain Railway

Alight at Laxey station to change to the Snaefell Mountain Railway – a unique Victorian enterprise. Built in 1895 and famously completed in just seven months, the railway winds from Laxey village to the summit of Snaefell, the Island's only mountain, where breathtaking views await. It is said that from here, you can see seven kingdoms - Mann, England, Ireland, Scotland, Wales, Heaven and Neptune's Realm.



Mountain Railway

OPERATING DATES: 24 MARCH - 30 OCTOBER 2016

Isle of Man Steam Railway

Dating back to 1874 the Steam Railway line, which runs 15 1/2 miles from Douglas to Port Erin, is arguably the oldest narrow gauge railway in continuous operation in the British Isles. The railway still uses the original locomotives and rolling stock.

Rocking gently through beautiful countryside watching the train's 'breath' drift by is a timeless experience for rail enthusiasts and visitors of all ages.




South by Steam

OPERATING DATES: 5 MARCH - 6 NOVEMBER 2016

Isle of Man Railway Museum

A must for all visitors while in Port Erin is the Island's Railway Museum which houses a fine collection of locomotives, rolling stock, railway memorabilia, posters, handbills and interpretive displays. Open from 9.30am to 4.30pm on days the Steam Railway operates. Entry: £2 per adult, £1 per child. Free admission with Go Explore Heritage cards.

Expert guides from our Heritage Railway Volunteers are generally on hand on Sunday mornings from 11am to 1pm to offer tours of the museum. Additionally, guides are available on Thursday evenings between 7.30pm and 9pm from 14 July to 15 September 2016. The museum also boasts a gift shop with an extensive range of railway souvenirs and gifts. Please walk in.



Railway Museum

Manx Electric Railway Museum

The Manx Electric Railway was one of the earliest electric railways in the British Isles. There is now a dedicated museum where you can learn more about the history of this pioneering railway. The museum is located inside the main depot at Derby Castle. Open from midday until 4.30pm every Sunday during the MER season. FREE entry.



Electric Railway Museum



TICKETS & FARES

Horse Tram Tickets	Adult	Child	Family
Single journey	£3.00	£2.00	£10.00
Day tickets	£6.00	£3.00	£15.00
Go Horse Tram 2016 season card	£30.00*	£20.00	-

*Go Horse Tram 2016 season cards are available at £20 for Isle of Man resident senior citizens on production of a valid 60+ card. Child price applies to children aged 5 to 15 years, under 5s travel free. Dogs may be carried when space is available, 30p per trip. No charge for assistance dogs.

GO CARDS



Go Explore travel cards are accepted on horse tram services. These offer great value for money with unlimited travel for 1, 3, 5 or 7 consecutive days on our bus and rail services. Additionally, Go Explore Heritage cards are valid for 5 consecutive days' bus and rail travel plus admission to all Manx National Heritage attractions.


Go cards are available to buy from the Welcome Centre at the Sea Terminal, Douglas, and all main railway stations. The card activation charge is £2 plus:

Go Explore Cards	Adult	Child	Family
1 Day Go Explore	£16.00	£8.00	£39.00
3 Day Go Explore	£32.00	£16.00	£75.00
5 Day Go Explore	£39.00	£19.50	£95.00
7 Day Go Explore	£47.00	£23.50	£115.00
5 Day Go Explore Heritage	£55.00	£27.00	-

A family card is for two adults and up to three children **aged 5 to 15 years**. Children under 5 travel free.

1 Day Go Explore - paper versions are available from any driver and any bus station, and don't require a Go card.


Disclaimer: All details correct at the time of printing. See our conditions of carriage for full terms and conditions.



DOUGLAS BAY HORSE TRAMWAY

SINCE 1876

Timetable 2016



Timetable sponsored by 3fm



www.rail.im or call 01624 662525



isleofmanrailways



@iombusandrail



www.rail.im or call 01624 662525



isleofmanrailways



@iombusandrail

Douglas Bay Horse Tramway

Timetable 2016

Isle of Man Railways Events 2016



APRIL						
Mon	Tue	Wed	Thu	Fri	Sat	Sun
				1	2	3
4	5	6	7	8	9	10
11	12	13	14	15	16	17
18	19	20	21	22	23	24
25	26	27	28	29	30 N	

MAY						
Mon	Tue	Wed	Thu	Fri	Sat	Sun
						1 N
2 N	3	4 N	5 N	6	7 N	8 N
9 N	10 N	11 N	12 N	13	14 N	15 N
16	17	18 N	19 N	20	21 N	22 N
23	24	25 N	26 N	27 N	28 N	29 P
30 P	31 N					

JUNE						
Mon	Tue	Wed	Thu	Fri	Sat	Sun
		1 N	2 P	3 P	4 P	5 P
6 P	7 P	8 P	9 P	10 P	11 N	12 N
13	14	15 N	16 N	17 N	18 N	19 N
20	21	22 N	23 N	24 N	25 N	26 N
27	28	29 N	30 N			

JULY						
Mon	Tue	Wed	Thu	Fri	Sat	Sun
				1 N	2 N	3 N
4	5	6 N	7 N	8 N	9 N	10 N
11	12	13 N	14 N	15 N	16 N	17 N
18	19 P	20 P	21 P	22 P	23 P	24 P
15	26 P	27 P	28 P	29 X	30 X	31 X

AUGUST						
Mon	Tue	Wed	Thu	Fri	Sat	Sun
1	2 P	3 P	4 P	5 P	6 P	7 X
8	9 P	10 P	11 P	12 P	13 P	14 P
15	16 P	17 P	18 P	19 P	20 P	21 P
22	23 P	24 P	25 P	26 P	27 P	28 P
29 P	30 P	31 P				

SEPTEMBER						
Mon	Tue	Wed	Thu	Fri	Sat	Sun
			1 P	2 P	3 P	4 P
5	6 N	7 N	8 N	9 N	10 N	11 N
12	13	14 N	15 N	16 N	17 N	18 N
19	20	21 N	22 N	23 N	24 N	25 N
26	27	28 N	29 N	30 N		

OCTOBER						
Mon	Tue	Wed	Thu	Fri	Sat	Sun
					1 N	2 N
3	4	5 N	6	7	8 N	9 N
10	11	12 N	13	14	15 N	16 N
17	18	19 N	20	21	22 N	23 N
24	25	26 N	27 N	28 N	29 N	30 N



MANX HERITAGE TRANSPORT FESTIVAL

27 JULY TO 31 JULY 2016

Enjoy five action packed days' travel on the Isle of Man's unrivalled network of heritage railways – nostalgia guaranteed

	Timetable N																						
Derby Castle, MER Station	09:00	09:20	09:40	10:00	10:20	10:40	11:00	11:20	11:40	12:20	13:00	13:40	14:00	14:20	14:40	15:00	15:20	15:40	16:00	16:20	16:40	17:00	17:30
Villa Marina	09:10	09:30	09:50	10:10	10:30	10:50	11:10	11:30	11:50	12:30	13:10	13:50	14:10	14:30	14:50	15:10	15:30	15:50	16:10	16:30	16:50	17:10	17:40
Sea Terminal	09:15	09:35	09:55	10:15	10:35	10:55	11:15	11:35	11:55	12:35	13:15	13:55	14:15	14:35	14:55	15:15	15:35	15:55	16:15	16:35	16:55	17:15	17:45
Sea Terminal	09:20	09:40	10:00	10:20	10:40	11:00	11:20	11:40	12:00	12:40	13:20	14:00	14:20	14:40	15:00	15:20	15:40	16:00	16:20	16:40	17:00	17:20	17:50
Villa Marina	09:25	09:45	10:05	10:25	10:45	11:05	11:25	11:45	12:05	12:45	13:25	14:05	14:25	14:45	15:05	15:25	15:45	16:05	16:25	16:45	17:05	17:25	17:55
Derby Castle, MER Station	09:35	09:55	10:15	10:35	10:55	11:15	11:35	11:55	12:15	12:55	13:35	14:15	14:35	14:55	15:15	15:35	15:55	16:15	16:35	16:55	17:15	17:35	18:05

Select the date on which you wish to travel and match the letter code to the timetables. THERE ARE NO SERVICES ON DAYS WITH NO LETTER CODE.

TIMETABLE X
Enhanced timetable for special event, please see local publicity for details.

	Timetable P																													
Derby Castle, MER Station	09:00	09:20	09:40	10:00	10:20	10:40	11:00	11:15	11:30	11:45	12:00	12:30	13:00	13:30	13:45	14:00	14:15	14:30	14:45	15:00	15:15	15:30	15:45	16:00	16:15	16:30	16:45	17:00	17:30	18:00
Villa Marina	09:10	09:30	09:50	10:10	10:30	10:50	11:10	11:25	11:40	11:55	12:10	12:40	13:10	13:40	13:55	14:10	14:25	14:40	14:55	15:10	15:25	15:40	15:55	16:10	16:25	16:40	16:55	17:10	17:40	18:10
Sea Terminal	09:15	09:35	09:55	10:15	10:35	10:55	11:15	11:30	11:45	12:00	12:15	12:45	13:15	13:45	14:00	14:15	14:30	14:45	15:00	15:15	15:30	15:45	16:00	16:15	16:30	16:45	17:00	17:15	17:45	18:15
Sea Terminal	09:20	09:40	10:00	10:20	10:40	11:00	11:20	11:35	11:50	12:05	12:20	12:50	13:20	13:50	14:05	14:20	14:35	14:50	15:05	15:20	15:35	15:50	16:05	16:20	16:35	16:50	17:05	17:20	17:50	18:20
Villa Marina	09:25	09:45	10:05	10:25	10:45	11:05	11:25	11:40	11:55	12:10	12:25	12:55	13:25	13:55	14:10	14:25	14:40	14:55	15:10	15:25	15:40	15:55	16:10	16:25	16:40	16:55	17:10	17:25	17:55	18:25
Derby Castle, MER Station	09:35	09:55	10:15	10:35	10:55	11:15	11:35	11:50	12:05	12:20	12:35	13:05	13:35	14:05	14:20	14:35	14:50	15:05	15:20	15:35	15:50	16:05	16:20	16:35	16:50	17:05	17:20	17:35	18:05	18:35

All information correct at time of printing. Traffic congestion may delay horse trams. Please confirm latest updates via our website, Facebook or Twitter feed @iombusandrail or tel: 662525 prior to travelling.

Timetable sponsored by 3fm



DOUGLAS BAY HORSE TRAMWAY
SINCE 1876

7 August 2016 • 140th Anniversary of the Douglas Bay Horse Tramway

A 1940s 3 DAY EVENT ON THE ISLE OF MAN RAILWAYS

NEW THIS YEAR - THE EVENT COMES TO LAXEY STATION AND THE SUMMIT

ISLAND AT WAR

19, 20 & 21 AUGUST 2016